

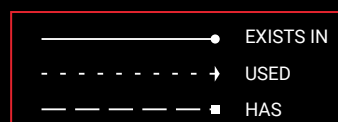
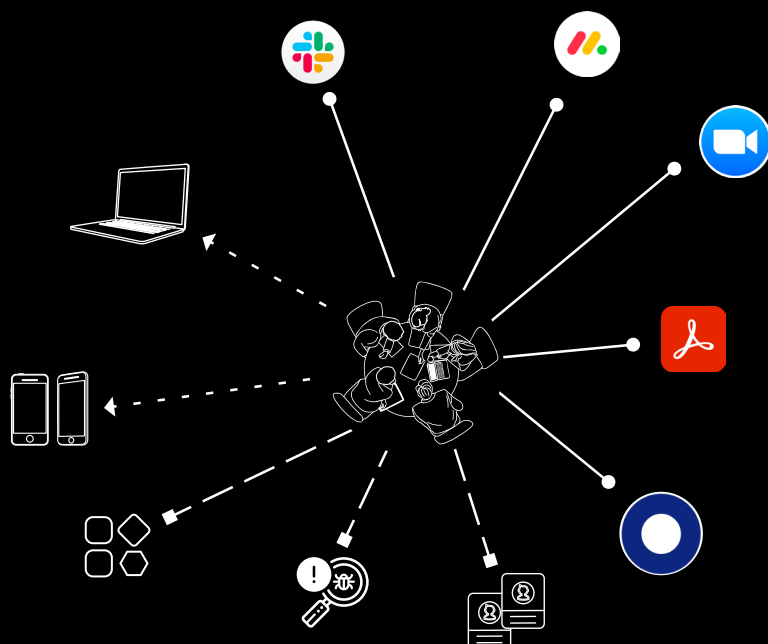
# THE **SYSTEM OF RECORD** FOR DIGITAL INFRASTRUCTURE

## THE AXONIUS PLATFORM

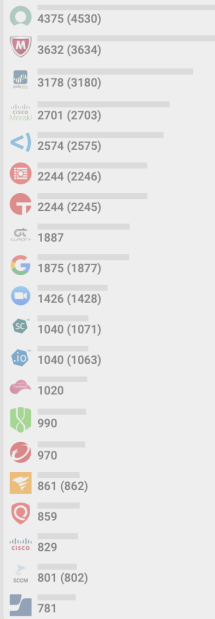
What could you do with a true understanding of your assets? By connecting to over 700 asset data sources, the Axonius platform aggregates, deduplicates, and normalizes data to give customers a comprehensive inventory of users, identities, devices, software, SaaS applications, and more to uncover gaps and automate action.

### AXONIUS ASSET GRAPH


All IT and security initiatives require an understanding of the relationships and context of assets, but that asset data is often fragmented, outdated, and in separate silos. By correlating data from many sources and showing the context and relationships between devices, users, software, SaaS apps, cloud, vulnerabilities, and more, the Axonius Asset Graph gives customers a visual representation of what matters.




#### Device Discovery



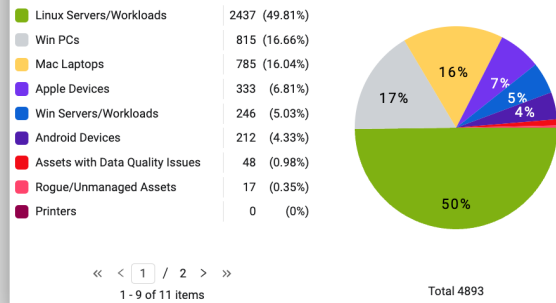
#### User Discovery



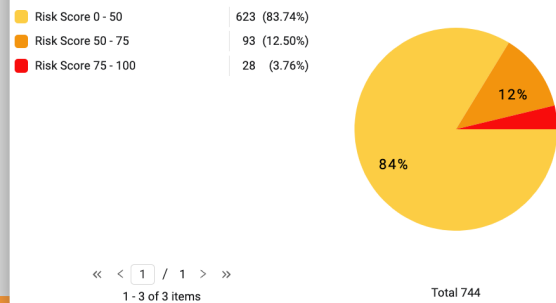
#### Adapter Connections Status



#### Assets Breakdown Summary



#### Risky End User Machines



## KNOW WHAT YOU HAVE

Axonius gives customers a full view of their entire asset environment, correlating data from hundreds of sources - from endpoint protection to CMDB, cloud infrastructure to VA scanners, networking gear to virtualisation tools, and many more.

## QUANTIFY RISK

Risk scoring tools tend to lack business context. A critical CVE on a development machine could be less of an issue than a medium vulnerability on a production server. Axonius gives customers custom risk scoring to understand and address risk in context.

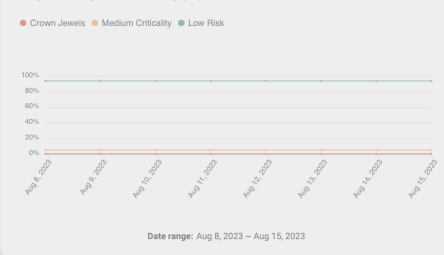
#### High Risk Public Facing Active (30d) Vulnerable Servers with Active Exploit

Preferred Ho...	Total Unique Devices	Preferred Physical Location	
		Richmond	Columbus
Total Unique Devl...	2	1	1
monitoring-179...	1	1	0
lab17750-prd-dem...	1	0	1

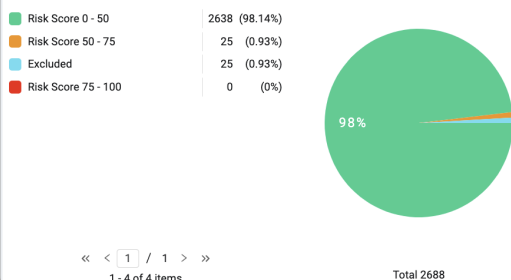
#### High Risk Public Facing Active (30d) Vulnerable Servers

Preferred Ho...	Total Unique Devices	Preferred Physical Location		
		No Value	Columbus	Richmond
Total Unique Devl...	74	62	5	3
webengine-19015...	1	1	0	0
webmongo-19061...	1	0	1	0
webmongo-18834...	1	1	0	0
webmongo-18707...	1	1	0	0

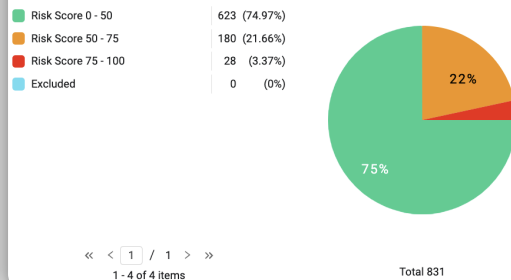
#### Risky Assets by Asset Criticality (7d)



#### Risky Active (30d) Servers



#### Risky End User Machines



#### Applications Risk Assessment

